

Scaled data based on original data using  
LM-79-08 Approved Method: Electrical and Photometric Measurements of Solid-  
State Lighting Products

Test Report Prepared for  
Cooper Lighting Solutions  
(formerly Eaton)

Brand: McGRAW-EDISON

Report Number: P193730

Luminaire Tested: **GLEON-AF-02-LED-E1-SL4-8030-600-HSS**

Issue Date: 3/3/2020

**Test Information**

Test Method: LM-79-08  
Report Number: P193730  
TEST IS SCALED FROM IESNA LM-79-08 TEST DATA (P24301)  
Test Lab: INNOVATION CENTER P2  
Issue Date: 3/3/2020  
Manufacturer: COOPER LIGHTING SOLUTIONS (FORMERLY EATON)  
Product Line: MCGRAW-EDISON  
Catalog Number: GLEON-AF-02-LED-E1-SL4-8030-600-HSS  
Description: GALLEON AREA AND ROADWAY LUMINAIRE  
(2) 80 CRI, 3000K, 615mA LIGHTSQUARES WITH 16 LEDS EACH AND TYPE IV SPILL  
LIGHT ELIMINATOR OPTICS WITH HOUSE SIDE SHIELD  
Light Source: -  
Ballast/Driver: ELECTRONIC DRIVER

**Summary**

Lumens per Lamp: N/A  
Luminaire Lumens: 5314 lumens  
Efficiency: N/A  
Efficacy: 80.5 lumens/watt  
Luminous Opening: Rectangular (W 0.5' x L: 1' x H: 0')  
IES Classification: Type IV - Short - Semi-Cutoff  
BUG Rating: B0 - U0 - G2

Input Watts (W): 66  
Input Voltage (V): NR  
Input Current (Ain): NR  
Voltage Rise (V): NR  
Power Factor: NR  
Total Harmonic Distortion (THDi): NR  
Frequency (hertz): 60  
Stabilization Time: NR  
Operation Time: NR  
Ambient Temperature (°C): NR  
Test Distance: 25 FT

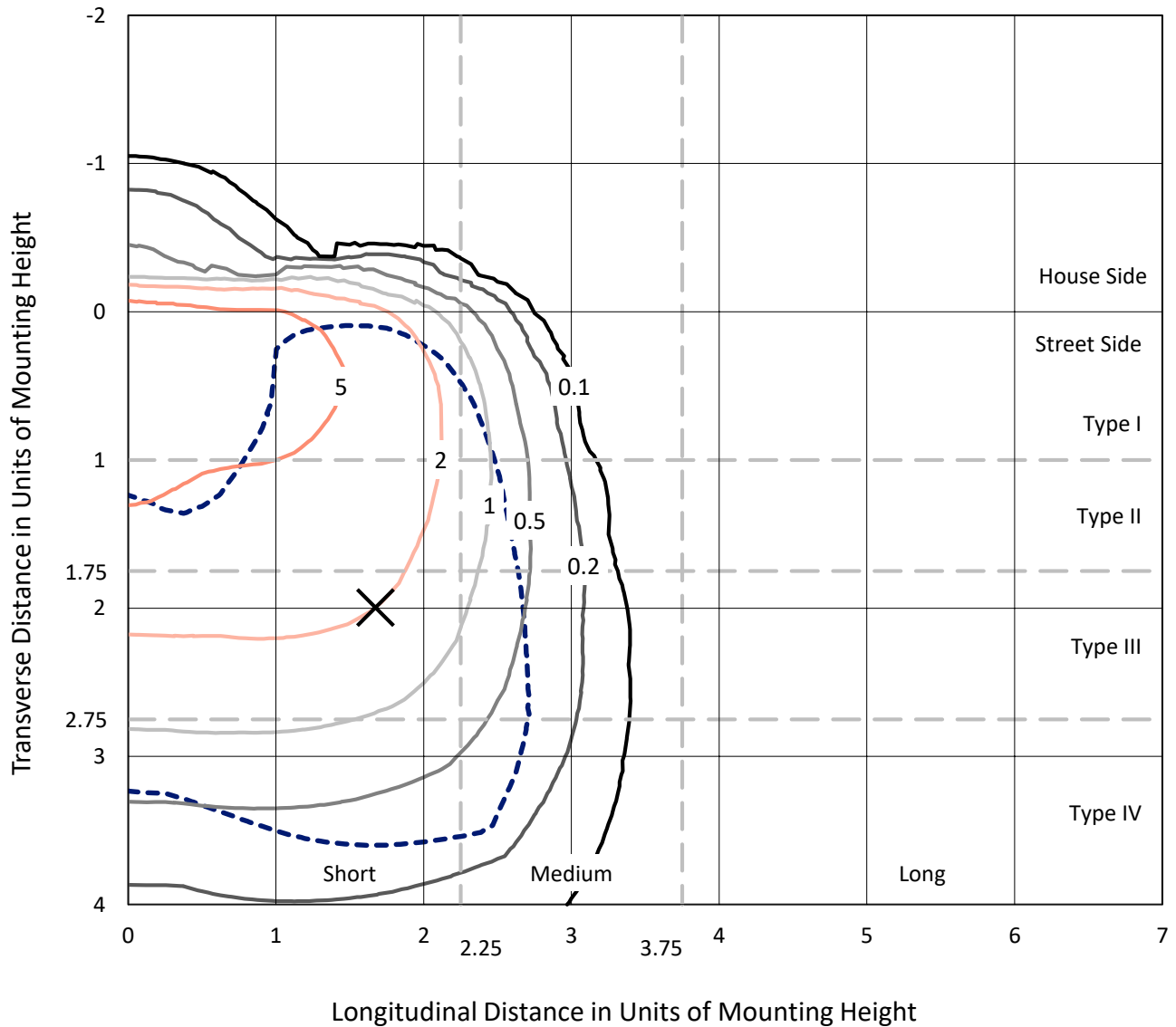


REPORT NUMBER: P193730

CATALOG NUMBER: GLEON-AF-02-LED-E1-SL4-8030-600-HSS

### Iso-Footcandle Lines of Horizontal Illumination

✕ Max cd  
 - - - 1/2 Max cd

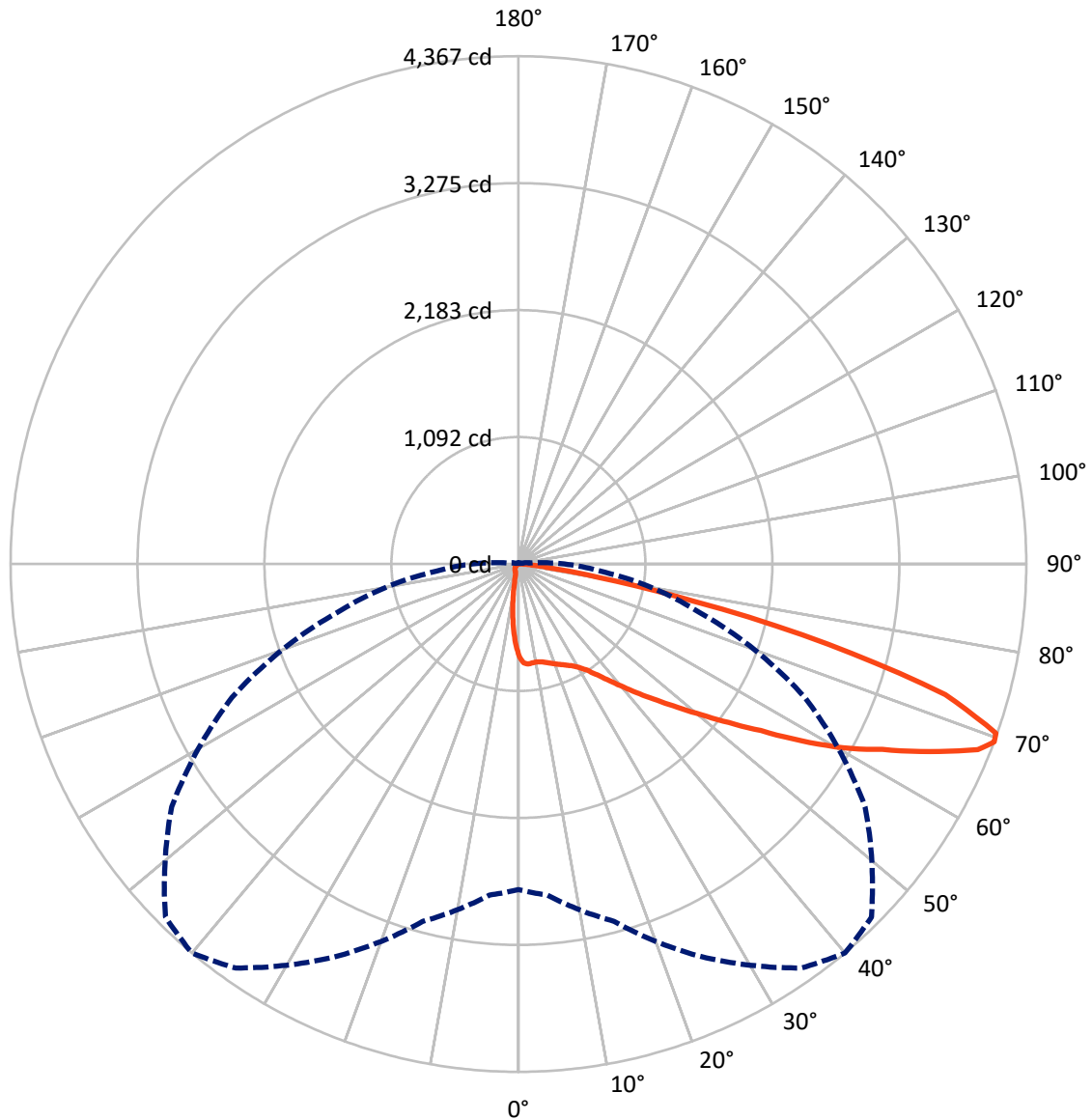


Based on 10 foot mounting height. Maximum calculated value = 8.7 fc  
 Type IV - Short - Semi-Cutoff

REPORT NUMBER: P193730

CATALOG NUMBER: GLEON-AF-02-LED-E1-SL4-8030-600-HSS

### Luminous Intensity Polar Plot



— Vertical Plane Through 40-Deg Lateral    - - - Horizontal Cone Through 69-Deg Vertical

REPORT NUMBER: P193730

CATALOG NUMBER: GLEON-AF-02-LED-E1-SL4-8030-600-HSS

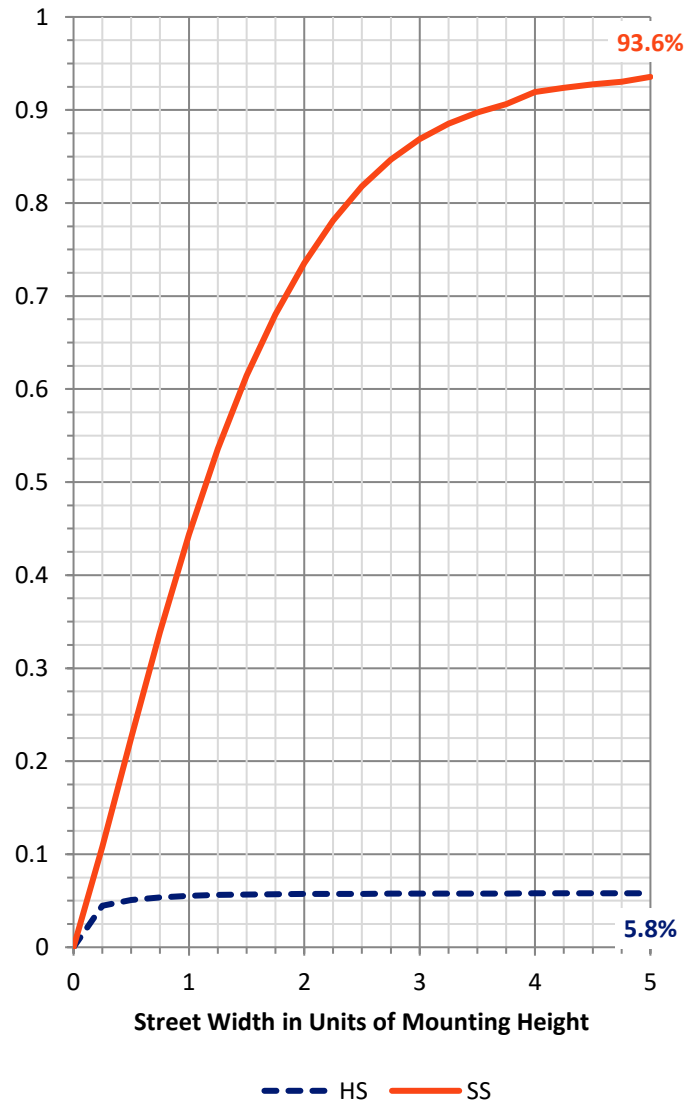
**FLUX DISTRIBUTION:**

		Downward	Upward	Total
<b>House Side</b>	Lumens	310.9	0.0	310.9
	% Fixture	5.9	0.0	5.9
<b>Street Side</b>	Lumens	5003.1	0.0	5003.1
	% Fixture	94.1	0.0	94.1
<b>Total</b>	Lumens	5314.0	0.0	5314.0
	% Fixture	100.0	0.0	100.0

**Coefficient of Utilization**

**ZONAL LUMENS:**

Zone	Lumens	% Fixture
0°-10°	64.4	1.2
10°-20°	158.3	3.0
20°-30°	266.6	5.0
30°-40°	436.5	8.2
40°-50°	755.8	14.2
50°-60°	1190.4	22.4
60°-70°	1554.7	29.3
70°-80°	800.7	15.1
80°-90°	86.6	1.6
90°-100°	0.0	0.0
100°-110°	0.0	0.0
110°-120°	0.0	0.0
120°-130°	0.0	0.0
130°-140°	0.0	0.0
140°-150°	0.0	0.0
150°-160°	0.0	0.0
160°-170°	0.0	0.0
170°-180°	0.0	0.0
0°-90°	5314.0	100.0
0°-180°	5314.0	100.0



REPORT NUMBER: P193730

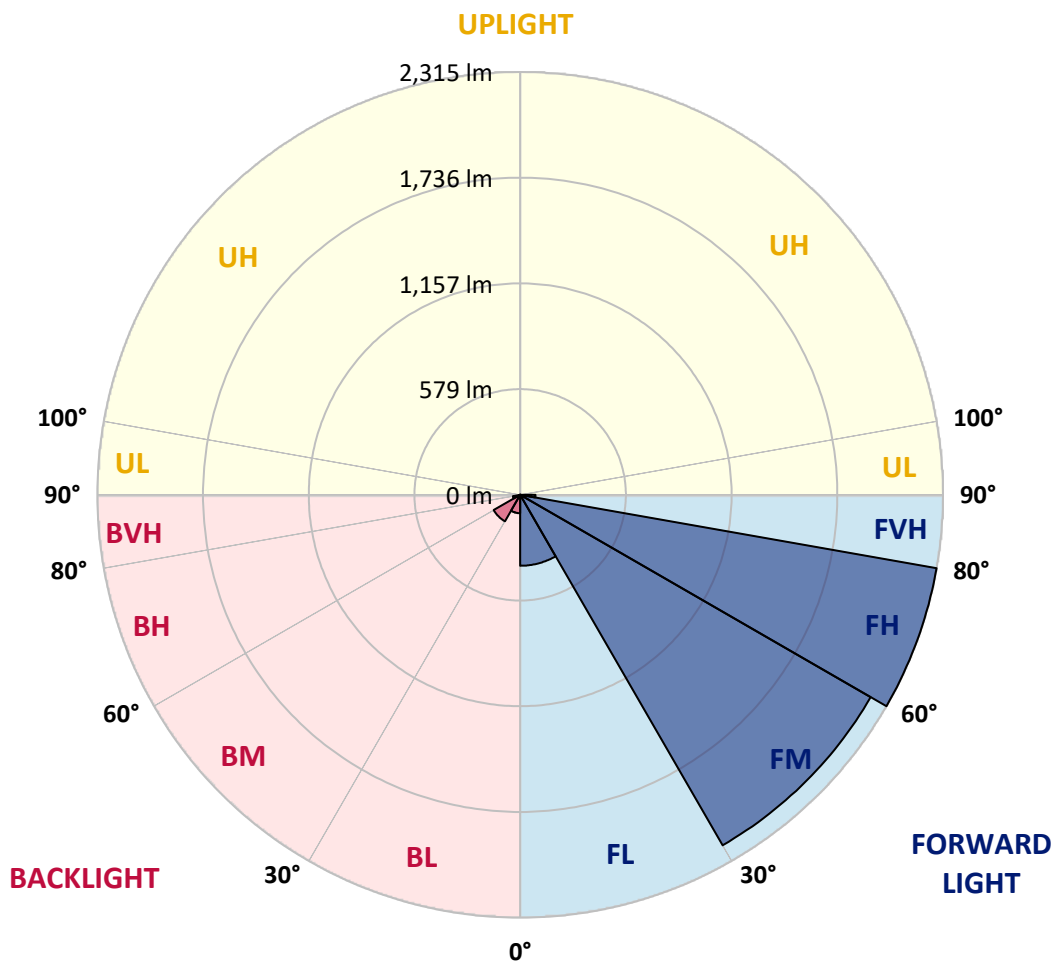
CATALOG NUMBER: GLEON-AF-02-LED-E1-SL4-8030-600-HSS

**LUMINAIRE CLASSIFICATION SYSTEM LUMEN TABLE AND BUG RATING:**

Zone	Lumens	% Fixture	Zone Rating/Lumen Limit		
			B	U	G
FL (0°-30°)	388.6	7.3			
FM (30°-60°)	2215.6	41.7			
FH (60°-80°)	2315.0	43.6			G2/5000
FVH (80°-90°)	83.9	1.6			G1/100
BL (0°-30°)	100.7	1.9	B0/110		
BM (30°-60°)	167.1	3.1	B0/220		
BH (60°-80°)	40.4	0.8	B0/110		G0/110
BVH (80°-90°)	2.7	0.1			G0/10
UL (90°-100°)	0.0	0.0		U0/0	
UH (100°-180°)	0.0	0.0		U0/0	

**BUG Rating: B0-U0-G2**

Type IV Short





REPORT NUMBER: P193730

CATALOG NUMBER: GLEON-AF-02-LED-E1-SL4-8030-600-HSS

**CANDELA DISTRIBUTION (FULL):**

	0°	5°	15°	25°	35°	40°	45°	55°	65°	75°	85°
0°	793.9	793.9	793.9	793.9	793.9	793.9	793.9	793.9	793.9	793.9	793.9
2.5°	871.8	867.0	864.2	860.4	855.6	851.5	849.9	838.2	827.2	812.0	794.6
5°	887.9	886.3	881.2	876.2	870.5	864.2	860.7	846.8	830.9	808.8	778.4
7.5°	889.5	887.6	881.2	874.3	866.4	858.8	852.8	838.9	824.3	801.8	764.8
10°	886.9	884.7	880.0	872.4	862.6	855.3	849.3	836.0	823.7	803.4	762.3
12.5°	884.1	881.9	879.7	875.9	867.3	862.3	857.2	844.5	833.5	816.4	771.5
15°	886.9	885.7	888.2	886.6	881.9	877.4	872.4	861.0	850.9	836.6	788.2
17.5°	899.0	899.0	906.9	907.8	903.4	897.1	889.8	878.4	869.9	857.8	808.2
20°	927.1	926.2	936.3	938.2	927.4	917.6	906.9	892.9	886.3	878.7	827.8
22.5°	975.5	971.1	977.1	975.2	954.0	938.8	925.5	908.4	905.0	901.5	849.6
25°	1038.4	1035.9	1040.0	1021.4	984.0	963.5	947.7	928.4	928.4	931.9	874.3
27.5°	1129.9	1120.4	1106.5	1073.6	1017.6	991.3	974.2	953.7	959.1	972.0	906.9
30°	1223.5	1213.1	1181.1	1130.5	1058.4	1030.9	1010.9	989.4	1002.1	1025.8	950.5
32.5°	1315.9	1304.1	1258.9	1195.0	1116.9	1089.4	1070.1	1046.4	1067.5	1107.4	1014.4
35°	1405.4	1394.9	1342.7	1267.5	1194.7	1171.9	1154.2	1133.7	1160.9	1216.5	1104.6
37.5°	1506.0	1494.6	1431.0	1349.4	1289.3	1272.8	1259.9	1239.3	1286.8	1368.4	1230.1
40°	1629.6	1610.3	1524.6	1443.3	1398.7	1390.8	1382.0	1379.1	1452.8	1565.7	1397.5
42.5°	1771.3	1739.7	1622.7	1542.3	1518.9	1524.6	1522.4	1535.1	1660.6	1811.2	1601.2
45°	1913.0	1872.2	1731.8	1648.0	1651.1	1671.1	1683.4	1734.0	1921.0	2092.7	1820.4
47.5°	2033.2	1993.1	1836.5	1762.2	1800.1	1839.3	1872.9	1968.7	2188.6	2369.8	1990.9
50°	2136.0	2098.1	1947.5	1887.7	1973.1	2036.4	2090.8	2232.8	2476.4	2580.8	2110.4
52.5°	2220.2	2194.9	2062.7	2031.7	2170.8	2263.5	2343.2	2513.4	2731.3	2752.2	2203.4
55°	2302.1	2284.1	2186.3	2202.8	2403.0	2529.2	2630.1	2811.0	2950.9	2895.2	2292.6
57.5°	2396.4	2379.9	2327.4	2419.8	2708.2	2867.0	2977.1	3074.9	3144.1	3041.3	2376.8
60°	2492.5	2483.0	2484.3	2660.8	3058.7	3211.2	3271.9	3297.2	3333.9	3178.9	2381.5
62.5°	2584.3	2602.3	2663.6	2929.0	3394.3	3511.4	3542.0	3567.0	3524.0	3200.7	2200.3
65°	2739.6	2769.0	2915.4	3288.0	3763.5	3888.7	3920.4	3834.6	3554.1	2918.6	1789.7
67.5°	2815.5	2869.3	3130.5	3622.7	4121.5	4260.7	4249.0	3852.0	3189.4	2225.6	1148.5
69°	2799.7	2856.9	3180.2	3725.2	4240.5	4366.7	4292.3	3639.2	2717.1	1612.2	705.1
70°	2737.0	2794.9	3154.6	3721.4	4255.6	4355.6	4212.0	3376.3	2297.4	1178.9	440.9
72.5°	2285.7	2335.6	2800.6	3363.6	3920.4	3839.1	3523.7	2339.1	1119.4	321.1	99.3
75°	1406.9	1434.8	2009.5	2534.0	2961.0	2752.2	2347.7	1163.7	333.7	90.8	55.0
77.5°	743.3	756.0	1100.1	1493.6	1877.0	1553.1	1203.2	453.9	153.7	56.9	39.9
80°	439.4	448.8	592.4	682.9	812.3	678.5	481.1	278.7	110.1	35.7	35.4
82.5°	251.5	257.5	429.5	379.6	320.1	273.3	239.4	264.1	66.1	24.0	36.7
85°	92.4	93.6	241.7	288.8	190.4	113.2	118.9	218.9	17.7	15.2	28.8
87.5°	43.0	42.1	124.3	176.8	111.3	71.8	92.7	48.1	7.0	9.8	7.9
90°	0.0	0.0	0.0	0.0	0.0	0.0	0.0	0.0	0.0	0.0	0.0



REPORT NUMBER: P193730

CATALOG NUMBER: GLEON-AF-02-LED-E1-SL4-8030-600-HSS

**CANDELA DISTRIBUTION (continued):**

	90°	95°	105°	115°	125°	135°	145°	155°	165°	175°	180°
0°	793.9	793.9	793.9	793.9	793.9	793.9	793.9	793.9	793.9	793.9	793.9
2.5°	784.4	772.7	751.6	729.7	707.6	690.5	673.7	660.5	656.0	647.8	648.4
5°	760.4	738.9	694.6	649.7	602.9	564.3	527.9	498.5	484.3	469.7	469.7
7.5°	739.5	708.2	638.9	565.9	490.3	426.7	369.5	326.4	302.7	283.7	283.4
10°	731.6	689.2	592.4	487.8	382.4	295.8	227.7	184.1	161.6	147.1	146.5
12.5°	735.1	682.6	556.7	415.6	283.4	190.1	131.9	103.7	94.3	89.8	89.8
15°	745.2	680.7	521.0	345.1	200.2	118.9	87.6	80.0	79.4	79.4	79.4
17.5°	757.6	681.3	484.3	276.5	136.3	85.1	75.6	74.6	75.3	75.3	75.3
20°	770.2	681.6	444.7	212.9	96.2	74.0	71.2	70.9	71.5	71.5	71.8
22.5°	785.7	683.2	405.2	159.1	79.4	69.9	67.7	67.7	68.0	68.0	67.7
25°	803.4	686.4	364.1	118.0	72.4	67.1	65.2	64.8	65.2	64.8	64.5
27.5°	825.6	690.8	318.2	92.4	69.3	64.2	62.6	62.6	62.3	62.0	61.7
30°	853.4	695.9	266.6	78.4	66.1	61.7	60.1	59.8	59.5	58.8	58.8
32.5°	895.8	707.0	215.7	71.2	62.6	58.2	56.9	56.9	56.3	55.7	55.4
35°	961.0	728.8	170.2	66.7	58.8	54.4	52.8	52.8	52.2	51.9	51.6
37.5°	1051.1	762.0	132.2	62.6	55.0	50.3	48.7	48.4	47.8	47.1	46.8
40°	1171.0	803.1	104.1	58.8	51.2	46.2	44.9	44.3	43.0	42.1	42.1
42.5°	1321.5	849.9	84.5	54.7	46.8	42.4	41.4	40.5	38.3	37.3	37.0
45°	1479.1	892.0	71.5	50.0	42.4	38.6	38.0	36.4	33.5	32.6	32.6
47.5°	1592.6	901.8	62.9	45.5	38.3	34.5	34.2	31.3	28.8	28.2	27.8
50°	1663.5	882.5	56.0	41.1	34.5	30.7	29.7	26.3	24.7	24.0	23.7
52.5°	1711.2	848.0	50.3	37.3	31.0	27.2	25.0	22.5	21.2	20.6	20.6
55°	1749.5	799.3	44.6	33.8	28.2	24.4	21.2	19.3	18.0	17.4	17.4
57.5°	1760.3	733.2	38.9	31.0	25.3	21.5	18.0	16.8	15.2	14.9	14.9
60°	1682.1	614.0	34.5	27.5	22.8	18.7	15.8	14.2	12.7	12.3	12.0
62.5°	1476.2	475.1	30.4	24.4	19.9	16.1	13.6	11.7	10.4	10.4	10.4
65°	1126.1	318.5	26.6	21.2	17.4	13.6	11.7	9.5	8.9	8.9	9.2
67.5°	674.1	173.3	22.8	18.0	14.9	11.4	9.8	8.2	7.9	8.2	8.2
69°	395.1	101.9	20.6	16.1	13.0	10.1	8.5	7.3	7.9	8.2	8.2
70°	243.9	68.6	19.0	14.6	11.7	9.2	7.9	7.0	7.6	7.9	7.9
72.5°	68.0	35.4	15.2	11.4	9.5	7.6	6.3	6.3	7.3	7.6	7.6
75°	44.3	26.3	11.7	8.5	7.3	6.0	5.4	6.0	7.0	7.3	7.3
77.5°	36.7	21.5	9.5	7.0	6.0	5.7	5.1	5.4	6.3	6.6	6.6
80°	33.5	15.2	7.6	6.3	5.4	5.1	4.7	4.4	5.7	6.0	6.0
82.5°	31.9	12.0	6.6	5.7	5.1	4.4	4.1	4.4	5.1	5.4	5.7
85°	19.9	7.9	6.0	5.4	4.4	4.1	4.1	4.1	4.7	5.1	5.1
87.5°	7.3	6.3	5.4	4.4	3.8	3.8	3.8	3.8	4.1	4.7	4.7
90°	0.0	0.0	0.0	0.0	0.0	0.0	0.0	0.0	0.0	0.0	0.0

(END OF REPORT)